

# STAY BOX





Introduction.....	3-6
<b>VLPP</b> Floor cupboards .....	7
<b>SO</b> Plinths .....	8
<b>OB</b> Modular bases.....	9
<b>UWB</b> Modular bases with tables .....	10
<b>VLK</b> Cupboards with drawers.....	11-22
<b>BVLK</b> Side cupboards with drawers.....	23
<b>LK</b> Cupboards with shelves.....	24-25
<b>OK/PK</b> Cassettes with boxes.....	26
<b>SS</b> Racks with containers.....	27
<b>MR</b> Rack shelves.....	28
<b>MRO</b> Rack shelves.....	29
<b>ORN</b> Rack shelves.....	30
<b>TS</b> Side cupboards.....	31
<b>TSU</b> Side cupboards.....	32
<b>UB</b> Sliding trays.....	32
<b>BB</b> Top trays.....	33
<b>KS</b> Multi-purpose cupboard.....	34
<b>KLL</b> Lock.....	36
<b>UWB.K, UWB.TL</b> Tables and <b>STB</b> .....	36
<b>SCL, UWB.SC</b> Tables and <b>WBR</b> .....	37
<b>ORD</b> Binder containers .....	38
<b>KLK</b> Cassette container.....	38
Accessories.....	39-40

## **Integrated storage facilities in your service van – an investment that will pay off**

Every day you transport tools, small items, cables, ropes, bottles and many other parts necessary for your work. When you get to your destination you waste precious time finding the equipment that you need and loose items in your van can get lost and create a dangerous mess. We know what it's like, so in an effort to meet your needs we offer the Stay-BOX system which we have been manufacturing since the beginning of the 1990's. Stay-BOX is a modular built-in system for service vans which protects your tools and materials during transport and ensures they are readily accessible when needed. An additional advantage is professional image of your company.



### **Time**

In vans with Stay-BOX built-ins everything has its own place. Small parts and materials needed for work are kept in cupboards, drawers, cassettes or rack trays which are installed according to your requirements.

All within reach and always in the same place. Work becomes a pleasure. Now you do not waste time looking for small tools and materials.

### **Professional image**

"The first impression can be decisive for the customer". It relates equally to the quality of the work and your service van. The Stay-BOX system will boost your image as a competent and professional contractor with whom it makes sense to do business. In times of ruthless competition, investing in your professional image is a must.

### **Safety of tools and materials**

The STAY-BOX system means that all tools and materials have their dedicated place in your van. You do not have to remove or shift a thing to find what you need. The cargo is transported safely, and does not move around or get damaged.

Locks prevent access of unauthorized persons to your tools and equipment.

## Transport of materials, tools and parts – with the Stay-BOX system it is safe and simple

In almost any trade or business there are vehicles used to perform various services. Requirements in terms of capacity and internal layout are as varied as the applications. In order to cope with all possible requirements encountered in everyday life, Stay-BOX is a modular built-in system. Various different components can be combined to meet your needs in terms of the use, appearance and function of your customised storage. The system components can be connected like Lego bricks to construct the most functional and ergonomic units which match your needs.

### CRASH TEST = s a f e t y

The most important step in checking the quality of the SIM built-ins was the crash test. Integrated furniture were installed on both sides of a van which was then loaded with 490 kg of cargo. The test, compliant with European standard ECER17, simulated a head-on crash at 56 km/h without braking. The load was then more than 25 times greater than the own weight. The integrated furniture remained intact despite the resulting force of the impact, the load remained in place, posing no danger whatsoever to the driver and the passenger.

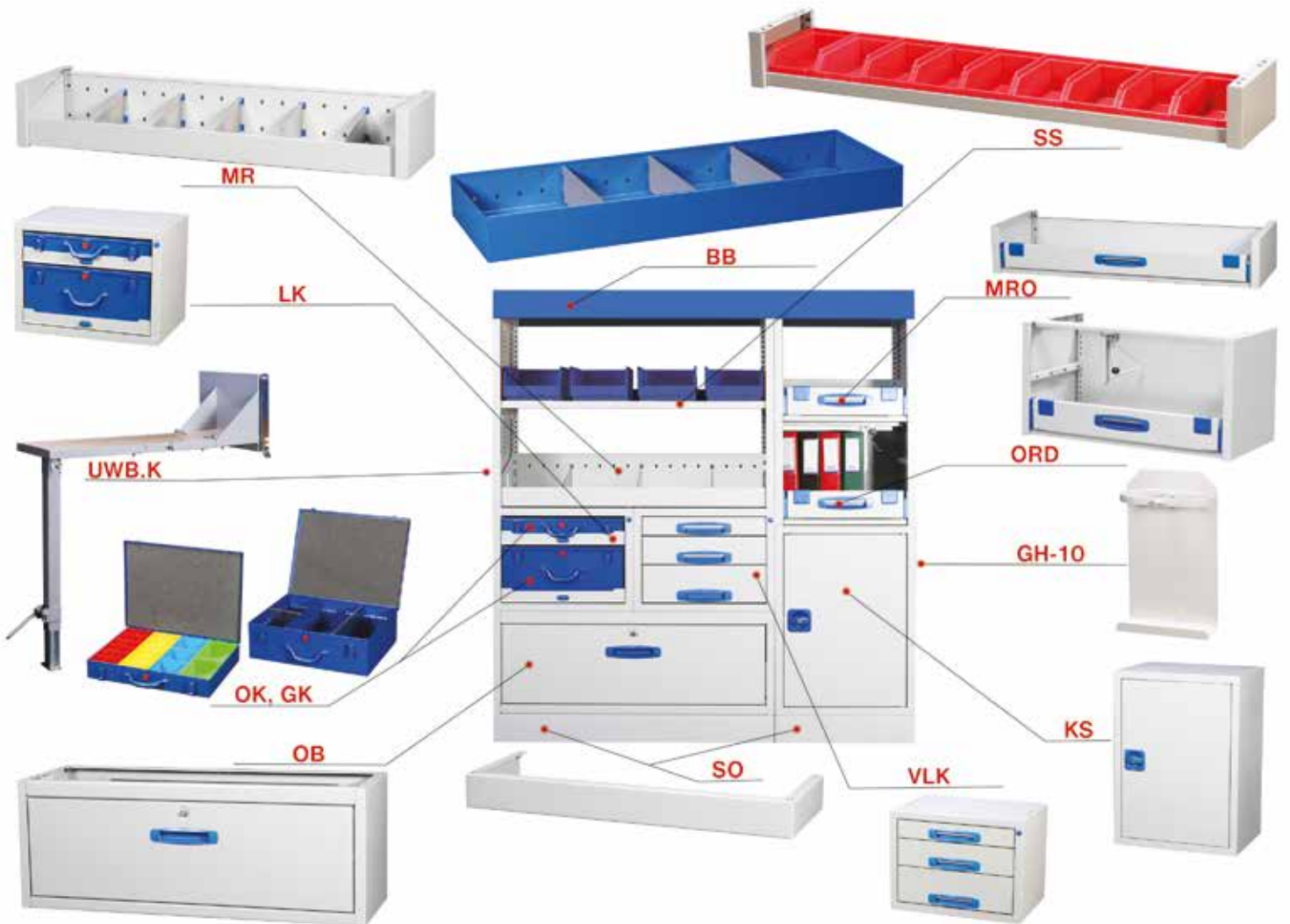
We grant a 2-year warranty for our products.

We have more than 50 years experience of tradition and an extensive machine park. We are certified in accordance with ISO 9001:2008 which strengthens our position as a leading manufacturer of van integrated furnitures. The system has also won recognition in Western Europe.



Our products are GS certified.

# STAY BOX





## VLPP FLOOR CUPBOARDS



Underfloor cupboards installed between the floors. Load up to 150 kg per drawer. A perfect solution for small vehicles.

Type	Width	Depth	Height	Drawer height	Weight
VLPP 52.75	507	760	272	1x205	26.0
VLPP 52.75.2	507	760	272	2x84	28.0
VLPP 52.100	507	1014	272	1x205	32.0
VLPP 52.100.2	507	1014	272	2x84	34.0
VLPP 52.125	507	1267	272	1x205	39.0
VLPP 52.125.2	507	1267	272	2x84	43.0
VLPP 52.150	507	1521	272	1x205	48.0
VLPP 52.150.2	507	1521	272	2x84	52.0

Standard is 3 partitions in each drawer. Additional partitions can be ordered.





A must in vehicles with high wheel arches. Essential for raising modular cupboards and bases. 5 widths, 3 depths.

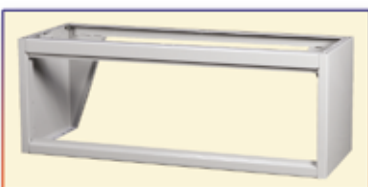
Type	Width	Depth	Height	Weight
SOS 75	760	260	105	2.7
SOS 100	1014	260	105	3.3
SOS 125	1267	260	105	4.1
SOS 150	1521	260	105	5.0
SO 50	507	360	105	2.7
SO 75	760	360	105	3.3
SO 100	1014	360	105	3.9
SO 125	1267	360	105	4.6
SO 150	1521	360	105	5.3
SOT 50	507	460	105	3.0
SOT 75	760	460	105	4.1
SOT 100	1014	460	105	4.6
SOT 125	1267	460	105	5.1
SOT 150	1521	460	105	5.6

## OB MODULAR BASES




The bases are used to cover wheel arches in the vehicle.  
 Tilting door with a snap lock to prevent opening.  
 5 widths, 3 depths, 2 heights.  
 A base component to install cupboards, racks and rack containers.  
 A good place to keep extra tools and vehicle parts.

Type	Width	Depth	Height	Weight
OBS 75	760	260	377	12.0
OBS 100	1014	260	377	14.5
OBS 125	1267	260	377	16.0
OBS 150	1521	260	377	18.5
OB 50	507	360	377	11.5
OB 75	760	360	377	13.0
OB 100	1014	360	377	16.0
OB 125	1267	360	377	18.5
OB 150	1521	360	377	20.6
OBT 50	507	460	377	12.0
OBT 75	760	460	377	14.0
OBT 100	1014	460	377	17.5
OBT 125	1267	460	377	20.0
OBT 150	1521	460	377	22.5
OBH 75	760	360	482	16.5
OBH 100	1014	360	482	19.2
OBH 125	1267	360	482	23.7
OBH 150	1521	360	482	26.4
OBHT 75	760	460	482	17.9
OBHT 100	1014	460	482	21.7
OBHT 125	1267	460	482	25.6
OBHT 150	1521	460	482	28.8



A version without the door is available (OB.Z)



The pull-out table is integrated with the modular base; right and left hand versions.  
 It can be pushed back in after work.  
 Protected against moving during work and transport.  
 Optional **vice and support leg**.

Type	Width	Depth	Height	Weight
OB 75+UWB.L	760	360	377	17.8
OB 75+UWB.R	760	360	377	17.8
OB 100+UWB.L	1014	360	377	25.2
OB 100+UWB.R	1014	360	377	25.2
OB 125+UWB.L	1267	360	377	29.8
OB 125+UWB.R	1267	360	377	29.8
OB 150+UWB.L	1521	360	377	31.9
OB 150+UWB.R	1521	360	377	31.9
OBT 100+UWB.L	1014	460	377	26.7
OBT 100+UWB.R	1014	460	377	26.7
OBT 125+UWB.L	1267	460	377	27.0
OBT 125+UWB.R	1267	460	377	27.0
OBT 150+UWB.L	1521	460	377	33.8
OBT 150+UWB.R	1521	460	377	33.8











**STAY  
BOX**

## VLK CUPBOARDS WITH DRAWERS













Various cupboards to transport and store tools and materials in the vehicle.  
 3 widths, 3 depths, 4 heights.  
 Drawer height: 70, 90, 140, 170, 200 or 300 mm.  
 The drawers are divided with partitions.  
 Protecting lock and central lock for all drawers available as an option.

Type	Width	Depth	Height	Drawer height	Weight	Photo
VLK 52.1	507	360	272	1x200	11.2	
VLK 52.2	507	360	272	2x90	13.7	
VLK 52.21	507	360	272	1x70/1x140	12.9	
VLK 52.3	507	360	272	3x70	15.6	
VLKT 52.1	507	460	1x200	11.5		
VLKT 52.2	507	460	272	2x90	13.1	
VLKT 52.21	507	460	272	1x70/1x140	14.0	
VLKT 52.3	507	460	272	3x70	16.7	

# STAY BOX
























Type	Width	Depth	Height	Drawer height	Weight	Photo
VLK 53.1	507	360	377	1x300	14.1	
VLK 53.2	507	360	377	1x90/1x200	16.4	
VLK 53.21	507	360	377	1x140/1x170	16.2	
VLK 53.3	507	360	377	3x90	18.7	
VLK 53.31	507	360	377	1x70/1x90/1x140	18.8	
VLKT 53.1	507	460	1x300	15.6		
VLKT 53.2	507	460	377	1x90/1x200	17.7	
VLKT 53.21	507	460	377	1x140/1x170	17.7	
VLKT 53.3	507	460	377	3x90	20.8	
VLKT 53.31	507	460	377	1x70/1x90/1x140	20.8	



























Type	Width	Depth	Height	Drawer height	Weight	Photo
VLK 54.2	507	360	482	2x200	19.3	
VLK 54.21	507	360	482	1x90/1x300	17.2	
VLK 54.3	507	360	482	2x90/1x200	21.6	
VLK 54.31	507	360	482	3x140	21.4	
VLK 54.32	507	360	482	1x90/1x140/1x170	21.4	
VLK 54.4	507	360	482	4x90	24.1	
VLK 54.41	507	360	482	2x70/2x140	24.0	
VLK 54.51	507	360	482	4x70/1x140	26.3	
VLK 54.6	507	360	482	6x70	29.3	

































Type	Width	Depth	Height	Drawer height	Weight	Photo
VLKT 54.2	507	460	482	2x200	20.5	
VLKT 54.21	507	460	482	1x90/1x300	21.5	
VLKT 54.3	507	460	482	2x90/1x200	23.6	
VLKT 54.31	507	460	482	3x140	23.7	
VLKT 54.32	507	460	482	1x90/1x140/1x170	23.6	
VLKT 54.4	507	460	482	4x90	26.7	
VLKT 54.41	507	460	482	2x70/2x140	26.7	
VLKT 54.51	507	460	482	4x70/1x140	29.7	
VLKT 54.6	507	460	482	6x70	32.7	
VLK 56.2	507	360	692	2x300	24.0	

Type	Width	Depth	Height	Drawer height	Weight	Photo
VLK 56.3	507	360	692	3x200	27.3	
VLK 56.4	507	360	692	2x90/2x200	29.7	
VLK 56.5	507	360	692	4x90/1x200	31.9	
VLK 56.52	507	360	692	2x90/3x140	32	
VLK 56.6	507	360	692	6x90	32.5	
VLKT 56.2	507	460	2x300	24.0		
VLKT 56.3	507	460	692	3x200	27.6	
VLKT 56.4	507	460	692	2x90/2x200	30.7	
VLKT 56.5	507	460	692	4x90/1x200	35.6	
VLKT 56.52	507	460	692	2x90/3x140	35,8	
VLKT 56.6	507	460	692	6x90	36.9	

Type	Width	Depth	Height	Drawer height	Weight	Photo
VLKS 73.2	760	260	377	1x90/1x200	18.7	
VLKS 73.3	760	260	377	3x90	21.8	
VLK 73.1	760	360	377	1x300	17.0	
VLK 73.2	760	360	377	1x90/1x200	20.7	
VLK 73.21	760	360	377	1x140/1x170	20.1	
VLK 73.3	760	360	377	3x90	23.0	
VLK 73.31	760	360	377	1x70/1x90/1x140	23.1	
VLKT 73.2	760	460	377	1x90/1x200	22.7	
VLKT 73.21	760	460	377	1x140/1x170	23.1	
VLKT 73.3	760	460	377	3x90	26.9	
VLKT 73.31	760	460	377	1x70/1x90/1x140	27.2	
VLKS 74.2	760	260	482	2x200	24.5	

Type	Width	Depth	Height	Drawer height	Weight	Photo
VLKS 74.3	760	260	482	2x90/1x200	25.0	
VLKS 74.4	760	260	482	4x90	27.7	
VLK 74.2	760	360	482	2x200	24.7	
VLK 74.3	760	360	482	2x90/1x200	26.9	
VLK 74.31	760	360	482	3x140	25.6	
VLK 74.32	760	360	482	1x90/1x140/1x170	26.6	
VLK 74.4	760	360	482	4x90	29.3	
VLK 74.41	760	360	482	2x70/2x140	29.7	
VLK 74.51	760	360	482	4x70/1x140	33.6	
VLK 74.6	760	360	482	6x70	37.6	
VLKT 74.2	760	460	482	2x200	24.8	
VLKT 74.3	760	460	482	2x90/1x200	29.0	

Type	Width	Depth	Height	Drawer height	Weight	Photo
VLKT 74.31	760	460	482	3x140	29.8	
VLKT 74.32	760	460	482	1x90/1x140/1x170	29.4	
VLKT 74.4	760	460	482	4x90	33.2	
VLKT 74.41	760	460	482	2x70/2x140	33.8	
VLKT 74.51	760	460	482	4x70/1x140	37.8	
VLKT 74.6	760	460	482	6x70	41.8	
VLK 76.2	760	360	692	2x300	28.1	
VLK 76.3	760	360	692	3x200	32.2	
VLK 76.4	760	360	692	2x90/2x200	35.3	
VLK 76.5	760	360	692	4x90/1x200	38.4	
VLK 76.6	760	360	692	6x90	41.5	
VLKS 103.2	1014	260	377	1x90/1x200	23.6	
VLKS 103.3	1014	260	377	3x90	26.2	







Type	Width	Depth	Height	Drawer height	Weight	Photo
VLK 103.1	1014	360	377	1x300	22.5	
VLK 103.2	1014	360	377	1x90/1x200	24.9	
VLK 103.21	1014	360	377	1x140/1x170	24.8	
VLK 103.3	1014	360	377	3x90	27.4	
VLK 103.31	1014	360	377	1x70/1x90/1x140	27.7	
VLKT 103.2	1014	460	1x90/1x200	29.5		
VLKT 103.21	1014	460	377	1x140/1x170	30.3	
VLKT 103.3	1014	460	377	3x90	32.8	
VLKT 103.31	1014	460	377	1x70/1x90/1x140	34.1	
VLKS 104.2	1014	260	482	2x200	28.7	
VLKS 104.3	1014	260	482	2x90 / 1x200	30.8	
VLKS 104.4	1014	260	482	4x90	33.4	
VLK 104.2	1014	360	482	2x200	30.4	
VLK 104.3	1014	360	482	2x90/1x200	32.9	
VLK 104.31	1014	360	482	3x140	31.7	
VLK 104.32	1014	360	482	1x90/1x140/1x170	32.7	
VLK 104.4	1014	360	482	4x90	35.3	

Type	Width	Depth	Height	Drawer height	Weight	Photo
VLK 104.41	1014	360	482	2x70 / 2x140	35.6	
VLK 104.51	1014	360	482	4x70 / 1x140	39.6	
VLK 104.6	1014	360	482	6x70	43.5	
VLKT 104.2	1014	460	482	2x200	34.5	
VLKT 104.3	1014	460	482	2x90 / 1x200	37.8	
VLKT 104.31	1014	460	482	3x140	39.6	
VLKT 104.32	1014	460	482	1x90/1x140/1x170	38.6	
VLKT 104.4	1014	460	482	4x90	41.1	
VLKT 104.41	1014	460	482	2x70/2x140	44.1	
VLKT 104.51	1014	460	482	4x70/1x140	47.8	
VLKT 104.6	1014	460	482	6x70	51.9	

Rear strengthening wall (HS) is available as an option.

Standard: 3 partitions in each drawer (additional drawers can be ordered).

Cross insert (VLE) is available as an option. Maximum continuous load of the drawer bottom is 40 kg.

Type	Width	Depth	Height	Cassettes/Drawers	Weight	Photo
VLK 53.2-1	507	360	377	2 kasety 66/1x90	15.3	
VLK 53.1-2	507	360	377	1 kasety 66/2x90	16.5	
VLK 54.2-2	507	360	482	2 kasety 66/2x90	20.1	
VLK 54.2-1	507	360	482	2 kasety 66/1x200	17.8	
VLK 54.1-2	507	360	482	1 kasety 66/1x90/1x200	19,0	
VLK 54.1-3	507	360	482	1 kasety 66/3x90	21.2	

# STAY BOX



Provide access from the side door of the vehicle.

Various cupboards to transport and store tools and materials in the vehicle.

2 widths, 2 depths, 2 heights.

Drawer height: 90 or 200 mm.

Standard: 3 partitions in each drawer (additional drawers can be ordered).

Protecting lock and central lock for all drawers are optional.

Type	Width	Depth	Height	Drawer height	Weight
BVLK 53.2	360	507	377	1x90/1x200	15.6
BVLK 53.3	360	507	377	3x90	18.3
BVLKT 53.2	460	507	377	1x90/1x200	16.3
BVLKT 53.3	460	507	377	3x90	19.0
BVLK 54.2	360	507	482	2x200	17.8
BVLK 54.3	360	507	482	2x90/1x200	20.2
BVLK 54.4	360	507	482	4x90	23.2
BVLKT 54.2	460	507	482	2x200	18.6
BVLKT 54.3	460	507	482	2x90/1x200	21.2
BVLKT 54.4	460	507	482	4x90	24.0
BVLK 73.2	360	760	377	1x90/1x200	19.9
BVLK 73.3	360	760	377	3x90	22.8
BVLKT 73.2	460	760	377	1x90/1x200	20.9
BVLKT 73.3	460	760	377	3x90	23.8
BVLK 74.2	360	760	482	2x200	23.4
BVLK 74.3	360	760	482	2x90/1x200	26.3
BVLK 74.4	360	760	482	4x90	29.2
BVLKT 74.2	460	760	482	2x200	24.9
BVLKT 74.3	460	760	482	2x90/1x200	27.8
BVLKT 74.4	460	760	482	4x90	30.7

Maximum continuous load of the drawer bottom is 40 kg.



## LK CUPBOARDS WITH SHELVES














Cupboard height: from 272 to 692 mm.

Used with 5 types of OK and GK cassettes (cassette width 66, 100, 130, 170 and 275 mm).

Cassettes must be ordered separately.

Protecting lock and central lock for all drawers are optional.

Type	Width	Depth	Height	Cassette height	Weight	Photo
LK 52.1	507	360	272	1x170	7.7	
LK 52.2	507	360	272	2x66	10.5	
LK 53.1	507	360	377	1x275	8.6	
LK 53.2	507	360	377	1x66/1x170	11.2	
LK 53.21	507	360	377	1x100/1x130	12.4	
LK 53.3	507	360	377	3x66	14.0	
LK 54.20	507	360	480	2x170	12.1	
LK 54.21	507	360	480	1x66 / 1x275	12.2	

Type	Width	Depth	Height	Cassette height	Weight	Photo
LK 54.3	507	360	482	3x100	14.8	
LK 54.31	507	360	482	2x66/1x170	14.9	
LK 54.32	507	360	482	1x66/1x100/1x130	14.8	
LK 54.4	507	360	482	4x66	17.6	
LK 56.3	507	360	692	3x170	16.2	
LK 56.31	507	360	692	1x66/1x170/1x275	16.8	
LK 56.4	507	360	692	2x66/2x170	19.0	
LK 56.41	507	360	692	3x100/1x170	19.0	
LK 56.5	507	360	692	4x66/1x170	21.7	
LK 56.51	507	360	692	2x66/3x100	21.8	
LK 56.6	507	360	692	6x66	24.5	



Cassettes made of steel sheet. Powder coated.

Additional lock to prevent opening.

Number of boxes depends on the type.

5 heights.


Foam-lined to protect the contents.

Can be used in LK cupboards.

Type	Width	Depth	Height	Box type	Weight
OK 66.0	440	330	66	empty	3.0
OK 66.6	440	330	66	6x2B5	3.5
OK 66.8	440	330	66	8x2B4	3.5
OK 66.12	440	330	66	12x2B3	3.5
OK 66.23	440	330	66	12x2B1/6x2B2/3x2B3/2x2B4	3.5
OK 66.24	440	330	66	24x2B2	3.5
OK 66.48	440	330	66	48x2B1	3.5
OK 100.0	440	330	100	empty	4.0
OK 100.30	440	330	100	24x1B2/6x1B5	4.7
OK 100.32	440	330	100	24x1B2/4x1B3/4x1B5	4.7
OK 100.36	440	330	100	24x1B2/3x1B5/3x1B3/6x1B2	4.7
OK 100.47	440	330	100	24x1B1/12x1B2/9x1B3/2x1B4	4.7
OK 130.0	440	330	130	empty	4.5
OK 130.46	440	330	130	24x2B1/12x2B2/6x2B3/4x2B4	4.8
OK 170.0	440	330	170	empty	5.0
OK 275.0	440	330	275	empty	6.0
PK44-25	437	345	59		
PK44-20	437	345	78		

**BOXES FOR OK CASSETTES**

Type	Width	Depth	Height	Colour
1B1	54	54	45	red
1B2	108	54	45	yellow
1B3	108	108	45	blue
1B4	162	108	45	green
1B5	216	108	45	grey
2B1	54	54	63	red
2B2	108	54	63	yellow
2B3	108	108	63	blue
2B4	162	108	63	green
2B5	216	108	63	grey



## SS SHELVES WITH CONTAINERS



Shelves with plastic containers protected against movement and easily pulled outside. 4 widths, 4 depths.

Type	Width	Depth	Height	Number of boxes	Weight
SS 75.6	760	194	113	6 x LK4	2.5
SS 100.9	1014	194	113	9 x LK4	3.3
SS 125.11	1267	194	113	11 x LK4	4.2
SS 150.14	1521	194	113	14 x LK4	5.0
SS 75.4	760	260	165	4 x LK3	3.0
SS 100.6	1014	260	165	6 x LK3	3.7
SS 125.8	1267	260	165	8 x LK3	5.0
SS 150.10	1521	260	165	10 x LK3	5.8
SS 75.3	760	360	195	3 x LK2	4.5
SS 100.4	1014	360	195	4 x LK2	5.4
SS 125.5	1267	360	195	5 x LK2	7.3
SS 150.7	1521	360	195	7 x LK2	7.8
SS 100.3	1014	460	241	3 x LK1	6.9
SS 150.4	1521	460	241	4 x LK1	10.4

## BOXES FOR SS DRAWERS

Type	Width	Depth	Height
LK4	105	160	75
LK3	145	227	123
LK2	210	330	150
LK1	303	470	180

Outside dimensions of the boxes.

## MR RACK SHELVES



Shelf with partitions.

Can be installed directly on modular bases and cupboards.

6 widths, 3 depths.

Type	Width	Depth	Height	No. of partitions	Weight
MR 75.5	760	260	165	4	4.1
MR 100.6	1014	260	165	5	5.0
MR 125.7	1267	260	165	6	6.7
MR 150.10	1521	260	165	9	7.9
MR 25.1	253	360	195	1	2.3
MR 50.1	507	360	195	1	4.6
MR 75.3	760	360	195	2	5.6
MR 100.4	1014	360	195	3	8.0
MR 125.5	1267	360	195	4	9.3
MR 150.7	1521	360	195	6	10.6
MR 50.2	507	460	241	1	6.5
MR 75.2	760	460	241	1	7.9
MR 100.3	1014	460	241	2	8.9
MR 125.4	1267	460	241	3	11.2
MR 150.4	1521	460	241	3	13.3


Additional partitions can be ordered.



Shelf with a lowered lid in the front.  
 Can be installed directly on modular bases and cupboards.  
 5 widths, 3 depths.

Type	Width	Depth	Height	Weight
MRO 50.3	507	260	165	5.1
MRO 75.5	760	260	165	6.7
MRO 100.6	1014	260	165	8.5
MRO 125.7	1267	260	165	10.9
MRO 150.10	1521	260	165	12.6
MRO 50.1	507	360	195	6.2
MRO 75.3	760	360	195	8.2
MRO 100.4	1014	360	195	10.2
MRO 125.5	1267	360	195	13.2
MRO 150.7	1521	360	195	15.4
MRO 50.2	507	460	241	7,0
MRO 75.2	760	460	241	10,5
MRO 100.3	1014	460	241	11,8
MRO 125.4	1267	460	241	15,3
MRO 150.4	1521	460	241	17,6

## ORN SHELVES




For installation between the TS side covers.  
With partitions.  
5 widths, 3 depths.

Type	Width	Depth	Height	Weight
ORNS 50	500	235	67	1.8
ORNS 75	753	235	67	2.7
ORNS 100	1007	235	67	3.6
ORNS 125	1260	235	67	4.4
ORNS 150	1514	235	67	5.2
ORN 50	500	335	67	1.9
ORN 75	753	335	67	2.5
ORN 100	1007	335	67	3.4
ORN 125	1260	335	67	4.3
ORN 150	1514	335	67	5.1
ORNT 50	500	435	67	2.4
ORNT 75	753	435	67	3.2
ORNT 100	1007	435	67	4.4
ORNT 125	1260	435	67	5.5
ORNT 150	1514	435	67	6.6

Three partitions in standard version.  
Additional partitions can be ordered.

## TS SIDE COVERS




For installing MR, ORN, MPO, SS, KLL and ORD parts.

Various heights allow a gradual configuration of the components installed.

Type	Width	Depth	Height	Weight
TS 195.90	30	194	90	0.5
TS 195.113	30	194	113	0.6
TS 260.90	30	260	90	0.6
TS 260.105	30	260	105	0.8
TS 260.165	30	260	165	1.0
TS 260.375	30	260	377	2.2
TS 260.480	30	260	482	2.8
TS 260.690	30	260	692	4.0
TS 260.750	30	260	754	4.4
TS 260.855	30	260	859	5.0
TS 260.900	30	260	900	5.3
TS 260.1125	30	260	1131	6.6
TS 360.90	30	360	90	0.9
TS 360.105	30	360	105	1.0
TS 360.165	30	360	165	1.5
TS 360.195	30	360	195	1.6
TS 360.240	30	360	241	2.1
TS 360.375	30	360	377	3.0
TS 360.480	30	360	482	3.9
TS 360.675	30	360	677	5.1
TS 360.690	30	360	692	5.3
TS 360.750	30	360	754	6.1
TS 360.855	30	360	859	6.7
TS 360.950	30	360	950	7.6
TS 360.960	30	360	964	7.7
TS 360.1020	30	360	1020	7.8
TS 360.1125	30	360	1131	8.7
TS 360.1159	30	360	1159	8.9
TS 360.1446	30	360	1446	11.7
TS 460.90	30	460	90	1.2
TS 460.105	30	460	105	1.4
TS 460.240	30	460	241	2.3
TS 460.375	30	460	377	3.9
TS 460.480	30	460	482	4.8
TS 460.690	30	460	692	6.7
TS 460.855	30	460	859	8.2
TS 460.960	30	460	964	9.2
TS 460.1020	30	460	1020	9.7
TS 460.1125	30	460	1131	10.8
TS 460.1200	30	460	1200	11.2




## TSU ADJUSTABLE SIDE COVERS



TSU covers feature stepless height adjustment.

Type	Width	Depth	Height Adjustment	Weight
TSU 195.113	30	194	113-196	1,10
TSU 260.90	30	260	90-150	1,10
TSU 260.105	30	260	105-180	1,50
TSU 260.165	30	260	165-300	1,70
TSU 360.90	30	360	90-150	1,70
TSU 360.105	30	360	105-180	1,80
TSU 360.195	30	360	195-360	2,80
TSU 460.90	30	460	90-150	2,20
TSU 460.105	30	460	105-180	2,80
TSU 460.240	30	460	240-450	4,40

## UB SLIDING TRAYS



With open side wall, for keeping long parts which take up a lot of space.  
Maximum sliding length: 3100 mm.  
2 depths.

Type	Width	Depth	Height	Weight
UB 160.260	1600/3100	260	105	11.4
UB 160.360	1600/3100	360	105	13.2



Parts installed on the top of the cupboards, rack-shelves and shelves with racks.  
 With partition walls inside.  
 5 widths, 3 depths.

Type	Width	Depth	Height	Weight
BBS 50	507	260	105	2.5
BBS 75	760	260	105	3.8
BBS 100	1014	260	105	4.2
BBS 125	1267	260	105	5.0
BBS 150	1521	260	105	6.7
BB 50	507	360	105	3.1
BB 75	760	360	105	4.8
BB 100	1014	360	105	5.3
BB 125	1267	360	105	6.4
BB 150	1521	360	105	7.2
BBT 50	507	460	105	4.5
BBT 75	760	460	105	5.5
BBT 100	1014	460	105	6.4
BBT 125	1267	460	105	7.5
BBT 150	1521	460	105	8.8

Available in version with lowered lid, right-or left-hand, on the shorter side (BB/UB).  
 Three partition walls in standard version.  
 Additional partition walls can be ordered.

## KS MULTI-PURPOSE CUPBOARDS



KS multi-purpose cupboards have many uses and feature shelves, a bar to hang clothes and a gas canister holder.  
7 depths.

Type	Width	Depth	Height	Weight
KS 375	507	360	377	9,10
KS 480	507	360	482	10,30
KS 690	507	360	692	12,80
KS 750	507	360	754	13,50
KS 855	507	360	859	14,80
KS 1050	507	360	1054	17,10
KS 1200	507	360	1236	21,50
KST 375	507	460	377	10,50
KST 480	507	460	482	11,90
KST 690	507	460	692	14,60
KST 750	507	460	754	15,40
KST 855	507	460	859	16,80
KST 1200	507	460	1236	23,50

Accessories (a bar to hang clothes, a gas canister holder or additional shelves) can be ordered separately.

### SHELF FOR KS CUPBOARD

Type	Width	Depth	Height	Weight
KS.P	507	360	30	0.8
KST.P	507	460	30	0.9



**STAY  
BOX**





Used to secure boxes, cases and cassettes with tools which are placed in the built-in. Can be used with the TS side covers.

Type	Width	Depth	Height	Weight
KLL 50	507	360	482	2.6
KLL 75	760	360	482	3.0
KLL 100	1014	360	482	3.3
KLLT 50	507	460	482	4.0
KLLT 75	760	460	482	4.5
KLLT 100	1014	460	482	5.0

**UWB.K, UWB.TL and STB tables**



Type	Width	Depth	Height	Weight
UWB.K	360	330	680	17.0

Available in left- and right-hand version.

Type	Width	Height	Weight
UWB.TL	246	1100	16.5

The STB table makes it possible to perform basic office work in your vehicle. It can be fastened to the side walls of cupboards or racks, or directly to the van walls.

Type	Width	Depth	Height
STB 460	360	465	320
STB.T 460	460	465	320

## SCL, UWB.SC AND WBR TABLES

### SLIDING TABLES

SCL



UWB.SC



WBR-760



Type	Width	Depth	Sliding length	Height
SCL 360x1014	360	1014	705	63
SCL 460x1014	460	1014	705	63
SCL 460x1521	460	1521	1175	63
SCL 360x760	360	760	470	63
SCL 460x760	460	760	470	63

SCL sliding tables are used as an installation base for cupboards, shelves, racks, equipment or worktops, in longitudinal or transversal arrangement. The parts installed on the tables can be pulled out beyond the sides of the vehicle.

Type	Width	Depth	Sliding length	Height
UWB.SC 1300	400	1300	945	73
UWB.SC 1600	400	1600	945	73

Type	Width	Depth	Sliding l.	Height	Thickness
WBR-760	760	360	720	105	30
WBL-760	760	360	720	105	30

## WORKTOPS

The worktop is made of waterproof plywood, is painted and has a steel Cchannel along the longer side.

Type	Width	Depth	Thickness
BP 507.360	507	360	36
BP 760.360	760	360	36
BP 1014.360	1014	360	36
BP 1267.360	1267	360	36
BP 1521.360	1521	360	36
BP 507.460	507	460	36
BP 760.460	760	460	36
BP 1014.460	1014	460	36
BP 1267.460	1267	460	36
BP 1521.460	1521	460	36



## ORD BINDER CONTAINERS



For transporting and keeping document binders.  
3 widths.

Type	Width	Depth	Height	Weight
ORD 50	507	360	377	8.8
ORD 76	760	360	377	11.0
ORD 100	1014	360	377	13.8

## KLK CASSETTE CONTAINERS



For transporting cassettes, cases and toolboxes.  
3 widths.

Type	Width	Depth	Height	Weight
KLK 50	507	460	482	11.1
KLK 76	760	460	482	13.8
KLK 100	1014	460	482	16.4

**KMR canister rack**

	width	depth	height
KMR 1026	1014	260	859
KMR 1450	1450	260	830



**KR canister rack**

width	depth	height
1014	360	692



**JHC-2/20 canister rack**

width	depth	height
360	350	375/180 (20l x 2)



**JCH 3 canister rack**

width	depth	height
295	155	230 (10l x 1)



**KO document pocket**

width	depth	height
230	60	265



**POK cassette shelf**

	width	depth	height
POK 50	507	360	30
POK 100	1014	360	30



For use in the TC side covers

**GH gas canister holder**

width	depth	height
360	160	692




**VKH first aid kit holder**

width	depth	height
180	85	120



**LOB perforated plates**

	width	depth	height
LOB1	360	16	480
LOBT1	460	16	480
LOB2	360	16	375
LOBT2	460	16	375
LOB3	360	16	1007
LOBT3	460	16	1007
LOB4	360	16	902
LOBT4	460	16	902
LOB5	360	16	692
LOBT5	460	16	692
LOB 81.102	460	16	1014
LOB 81.103	460	16	1521




**LSU installation angle bar**

width	depth	height
30	376	276





**BSFA installation bracket**



	width	height	thickness
	150	40	2,5
	200	40	2,5
	250	40	2,5
	300	40	2,5

**K angle bar**




	width	depth	thickness
K 90	60/92	40	2,5
K 140	60/142	40	2,5
K 190	60/192	40	2,5

**KK angle bar**



	width	depth	thickness
KK 85	85/85	40	2,5
KK 120	120/120	40	2,5
KK 150	155/155	40	2,5

**ZK angle bar**



	width	depth	thickness
ZK 30	60/34	40	2,5
ZK 80	60/84	40	2,5
ZK 130	60/134	40	2,5

**BF installation brackets**



	width	height	thickness
	150	40	2,5
	250	40	2,5
	300	40	2,5
	400	40	2,5

**BSF60 installation bracket**



	width	height	thickness
	60/60	40	2,5

**BSF100 L/P installation bracket**



	width	height	thickness
	100/60	40	2,5

**WKU installation angle bar**



	width	depth	height
	32	340	240

Angle adjustment:  
from 90 to 110

**SLG guides**



	length	load (kg/pair)
SLG 01	260	40
SLG 02	360	25
SLG 03	360	40
SLG 04	460	40
SLG 05	507	40
SLG 07	760	40

**WSN bracket**



	width	depth	height
	27	260	58
	27	360	58
	27	460	58

used to fasten the MR and SS shelves to high side covers:







**STAY**  
**BOX**

[info@vantouch.be](mailto:info@vantouch.be)